

LESSON



Jesus Heals a Little Girl

SERVICE

We serve Jesus when we care for others.

References

Mark 5:21-43; Luke 8:40-56; *The Desire of Ages*, pp. 342-348.

Memory Verse

"I pray . . . that your health is good" (3 John 2, ICB).

Objectives

The children will:

Know that we serve God when we are kind to people who are sick or sad.

Feel sympathy for those who are sick.

Respond by cheering and praying for sick people.

The Message



We can care for others.

Getting Ready to Teach

The Bible Lesson at a Glance

Jairus' daughter is very sick. Jairus tries everything to make her better, but it does not help. Jairus seeks Jesus to ask Him to come and heal his daughter. While on the way to Jairus' house, Jesus is delayed. Word comes from Jairus' house that his daughter has died. Jesus tells Jairus to believe. Jesus goes to Jairus' house and raises the little girl back to life.

This is a lesson about service.

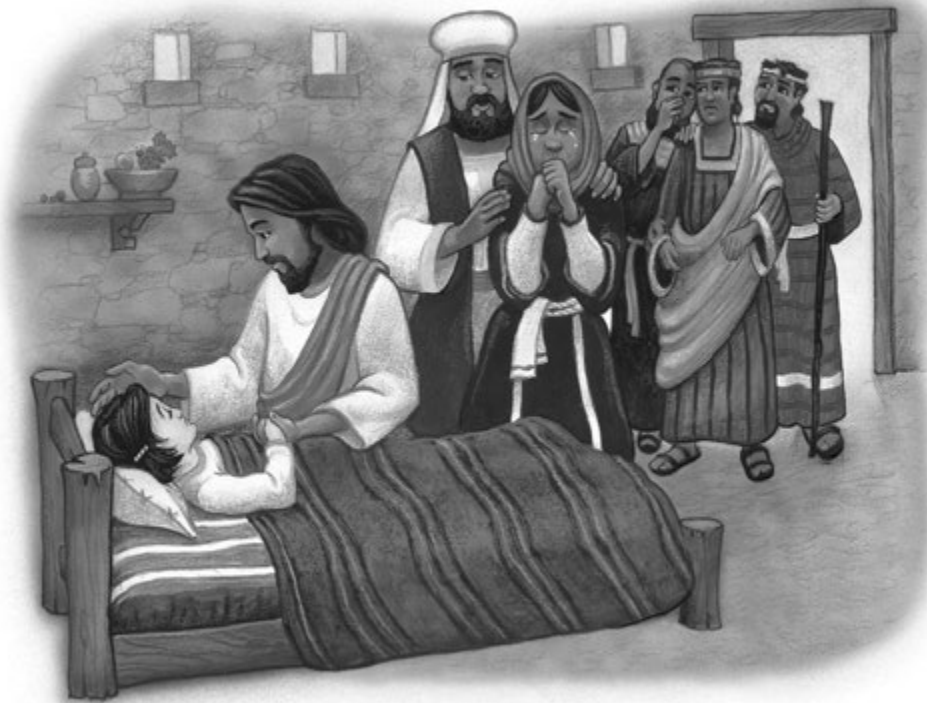
Showing love and care to those who

are sick is an act of service. As Christians we can share God's love with others when they need it most. Children can serve God by praying for, visiting, and cheering up people who are sick.

Teacher Enrichment

"God designs that the sick, the unfortunate, those possessed of evil spirits, shall hear His voice through us. Through His human agents He desires to be a comforter, such as the world has never before seen. His words are to be voiced by His

ONE



followers: 'Let not your heart be troubled: ye believe in God, believe also in me.' The Lord will work through every soul that will give himself up to be worked, not only to preach but to minister to the despairing and to inspire hope in the hearts of the hopeless. We are to act our part in relieving and softening the miseries of this life" (*Welfare Ministry*, p. 22).

"Jesus set out at once with the ruler [Jairus] for his home. Though the disciples had seen so many of His works of

mercy, they were surprised at His compliance with the entreaty of the haughty rabbi; yet they accompanied their Master, and the people followed, eager and expectant" (*The Desire of Ages*, p. 342).

Room Decorations

Use a dark piece of fabric as a boat, or make the outline of a boat on the floor with tape. Hang a sheet across the corner of the room to be Jairus' house. Place a little mat or bed there.

Program Overview

LESSON SECTION	MINUTES	ACTIVITIES	MATERIALS NEEDED
Welcome	ongoing	Greet students	
1 Parent Time	up to 5		
2 Arrival Activities	up to 10	A. <i>Book Basket</i> B. <i>Happy/Sad Face</i> C. <i>Don't Cry</i> D. <i>Sick Room</i> E. <i>Where Is Your___?</i> F. <i>God Made You</i> G. <i>Healthy Foods</i> H. <i>Rocking Chair</i>	books about Jesus, children, doctors/nurses, health, caring for others happy/sad faces paper plates/posters (optional) baby dolls gauze bandages, slings, adhesive bandages, dolls plastic or toy food adult-sized rocking chair
3 Getting Started	up to 10	Welcome Prayer Visitors Offering Birthdays	bells stickers or other small gifts (optional) offering container artificial birthday cake, candles, matches, small gifts (optional)
4 Experiencing the Story	up to 30	A. <i>Memory Verse</i> B. <i>Jesus in the Boat</i> C. <i>Jairus Looks for Jesus</i> D. <i>A Sick Little Girl</i> E. <i>Jesus Comes to Help</i> F. <i>Jesus Heals</i> G. <i>The Celebration</i> H. <i>Caring for the Sad</i> I. <i>Caring for the Sick</i> J. <i>Caring by Sharing</i>	felt or cardboard Bibles fabric or masking tape, picture of Jesus or white sheet and red sash cushions or sheet towels bubbles and bubble blower, crepe paper, fabric strips, or musical instruments baby dolls (optional) artificial flowers in pots, adhesive bandages or felt bandages and felt child two sharing items for each child

LESSON SECTION	MINUTES	ACTIVITIES	MATERIALS NEEDED
5 Make and Take (Optional)	up to 10		
	Week 1	<i>Stained-Glass Heart</i>	clear contact paper, permanent marker, small colored tissue paper pieces, strips of paper with memory verse written (see p. 70), pen, scissors, string, hole punch
	Week 2	<i>Little Girl's Bed</i>	copies of Jairus' daughter (see p. 71), scissors, crayons, letter-size envelopes, stickers
	Week 3	<i>Big Bandage</i>	copies of adhesive bandage outline (see p. 70), heavy colored paper, gauze or cheese cloth or white fabric, scissors, glue sticks
	Week 4	<i>Holding Hands</i>	construction paper, pencils, scissors, glue sticks, stickers (optional)
	Week 5 (Optional)	<i>Get-Well Card</i>	copies of heart-shaped card (see p. 72), heavy paper, scissors, crayons (optional), stickers (optional)
Snack Center (Optional)			crackers or sliced fruit, napkins

1

PARENT TIME

Busy parents often arrive at church tired and worn out from the week's activities and from getting the family ready for the "day of rest." Share a word of encouragement with them sometime during Sabbath School (possibly during Arrival Activities), something that will express your care and concern for them. The following statements were prepared by young mothers and fathers as suggestions, and may be used at your discretion at any time you wish.

Week 1

When my oldest son was small he used to laugh at people when they got

hurt. I think it was his nervous reaction to a situation he didn't know how to handle, but I was appalled! We have worked hard on teaching him to show compassion for someone who is hurt.

My younger son carried around his favorite "snuggly" (blanket) for many years. He would show his concern for a hurt child by sharing his snuggly with them. From a young age both my boys would pat me on the back when I held them, as if to communicate their love even before they could speak. I want to be a good example of compassion to my children so they will learn to care for others as Jesus did.

How are you teaching compassion to your children? How are they communicating it to others?

Week 2

Two a.m. "Mommy! MOMMY!" I woke to a distressed cry. My 18-month-old daughter cried out again, "MOOOOMMMMMYYYYY!"

I ran toward the sound as quickly as my foggy brain would let me. Flipping on the light as I entered her room, I saw her standing up in her crib. I dashed over to her just in time to have her vomit the entire contents of her hurting little tummy into my outstretched hands. So there we were. I couldn't pick her up until I went to the bathroom to take care of my handful of yuck. And there she stood, hurting and helpless.

When you have moments of wishing you could be more than one person to help your hurting child, remember, Jesus knows your heart. He says, "Do not fear, for I am with you. . . . I will strengthen you and help you" (Isaiah 41:10, NIV).

Share a time you felt helpless to help your child. What verses from God's words encourage you in those moments?

Week 3

I didn't pay much attention to the one red blisterlike spot on my shoulder, but when I awoke to more spots I knew I was in trouble. Having a full-blown case of chicken pox at age 30 is miserable! The intense itching and pain are awful. I couldn't sleep, and I couldn't care for my 1-year-old for about three days. It took about two weeks before I felt presentable in public.

Then my 1-year-old came down with chicken pox. I was up with him until four one morning because he just couldn't fall asleep with the intense itching. I felt so sorry for him. But I was also thankful that I knew exactly how he felt. I could be more patient and kind in caring for him

because I understood.

Jesus understands the sufferings we are going through. Just as He was so sympathetic to the people He healed, He understands our problems as parents.

Share a time when you were able to empathize with your child. How can you help them learn to be kind and sympathetic toward others?

Week 4

My 2½-year-old woke early and followed his daddy down the stairs to the kitchen. While my husband poured cereal for himself, our son climbed up into his chair at the table and asked for breakfast too. My husband told him that he couldn't make breakfast for him because he was late, but Mommy would be down in a few minutes to get him some. To that our son replied, "You can. You're stronger."

Little ones put their complete trust in their parents. Is there anything Daddy and Mommy can't do? Yes, there are lots of things we can't do on our own for our children. We want to help them, but we often feel inadequate. God can give us wisdom. He can show us how to raise our children to His glory.

Share a time you wanted to help your child but felt inadequate. How did God assist you?

Week 5

My two boys were helping their dad wash the car. The 5-year-old squirted the 2-year-old with the hose. The 2-year-old yelled, "No! Don't water me. I'm not a flower!"

Many times I have witnessed these two hitting each other, grabbing toys away, shoving, calling names, and generally not being nice. Those are discouraging moments. But then there are the times, and they are not that far between, when they give each other a hug, hold hands while walking, play together and

share so nicely, and tell each other that they are best friends. Those are the golden moments! I cherish those times and always try to praise them for their kindness to each other.

If your young children are having

conflicts, take heart. It is normal. But find the positive and praise it.

Tell about a time you have witnessed kindness from your child. What can you do to encourage kindness in your home?

2

ARRIVAL ACTIVITIES

Plan simple play activities on a blanket, sheet, or quilt for children who arrive early. The children participate in these activities under the supervision of an adult until the program begins. The child's play should be with materials that relate to the program, which is based on the monthly Bible story.


Choose from the following suggested activities for this month. Be sure to include something for the span of children's ages.

A. Book Basket

Provide a basket full of simple picture books about Jesus, children, doctors/nurses, health, caring for others, etc.

B. Happy/Sad Face

Give each child a "happy/sad face" made from a paper plate (see illustration), or just ask the children to make a happy face and then a sad face. Talk about times that you're happy. Sing "If You're Happy and You Know It" (*Little Voices Praise Him*, No. 200).



If you're happy and you know it, clap your hands.

If you're happy and you know it, clap your hands.

If you're happy and you know it, then your face will surely show it.

If you're happy and you know it, clap your hands.

—Alfred Smith

C. Don't Cry

Talk about things that make people sad or make them cry. Talk about how babies cry and when. Take turns holding, rocking, and comforting baby dolls.

D. Sick Room

Invite a doctor or nurse to bring their stethoscope to class and let the children hear their heartbeat. Or invite someone who has a cast, stitches, or who has been in the hospital recently to come to class for show-and-tell (within reason). Have a basket with an assortment of gauze bandages, slings, and adhesive bandages and dolls for the children to practice with.

E. Where Is Your _____?

Play "Where is your _____?" with the children as they identify and point to their body parts. Count fingers and toes. Count eyes and ears. Count arms, legs, mouth, and nose. Talk about the things you do with each body part. Thank Jesus for all your body parts.

F. God Made You

Talk about how special God made each of us and how He wants us to be healthy and happy. Do the "God Made You, God Made Me" finger play.

Allow the children to play with them as you help them name the foods. Talk about all the good food God made for us that helps us stay healthy.

G. Healthy Foods

Fill a basket with an assortment of plastic or play foods that are healthy.

H. Rocking Chair

Have an adult-size rocking chair available for parents to hold and rock children who are too tired or shy to join in the activities.

"God Made You, God Made Me" Finger Play

God made you.



Point to a friend.

God made me.



Point to yourself.

**Now doesn't that
make you**



Point to a friend.

Happy as can be?



Smile big.

When I love you,



Point to yourself. Put hand on heart. Then point to a friend.

And you love me,



Point to a friend. Put hand on heart. Then point to yourself.

That's the way



Shake index finger.

God meant it to be.



Point toward heaven and nod head.

3

GETTING STARTED

A. Welcome

You Need:
☐ bells

Say: **Good morning, boys and girls and moms and dads! I'm so glad**

you're here this morning! Can we say good morning to each other?

Go around the room and welcome each child and encourage children and parents to greet each other with a hug, handshake, etc. Sing: "Good Morning to You" (*Little Voices Praise Him*, No. 3).

Good morning to you,
Good morning to you,
How are you today?
Good morning to you,
Good morning to you,
This happy Sabbath day.

—Mildred Adair

Say: **Sabbath is a special day. We are happy to be at Sabbath School. Let's ring our bells as we sing.** Sing: "Happy Sabbath" (*Little Voices Praise Him*, No. 235).

Sabbath is a happy day,
Happy day, happy day,
Sabbath is a happy day,
I love every Sabbath.

—Margaret Kennedy

B. Prayer Time

Say: **We talk to Jesus when we pray. Let's kneel down while we talk to Jesus now.** Prepare for prayer by singing the adapted fourth verse of "I Have Hands That Clap" (*Little Voices Praise Him*, No. 215).

I have knees that bend for prayer,

I have eyes that close for prayer,
I have hands that fold in prayer.
Now I talk to Jesus.

—S. Vance. Adapted.

Copyright © 1980 by Review and Herald® Publishing Association.

Pray a simple prayer and have the children repeat your words similar to the following: **Dear Jesus, thank You for Sabbath School. Thank You for Bible stories. Thank You for listening to our prayer. We love You. Amen.**

Sing: "Tiny Tot Response" (*Little Voices Praise Him*, No. 21).

Thank You, Jesus, for everything.
Amen.

—Joy Hicklin Stewart

Copyright © 1980 by Review and Herald® Publishing Association.

C. Visitors

Greet the visiting children and parents. You may choose to give the visitors a sticker or other small gift. Sing "We're Glad You Came to Our Sabbath School" (*Little Voices Praise Him*, No. 25).

We're glad you came to our
Sabbath school.
Won't you come again?
We're glad you came to our Sabbath
school.
Won't you come again?

—Mary E. Schwab

Copyright © 1980 by Review and Herald® Publishing Association.

You Need:

☐ stickers
or other
small gifts
(optional)

D. Offering

You Need:

- ☐ offering container

Say: **Jesus loves everyone. Jesus loves little boys and girls. Jesus loves mommies and daddies. We can help others know Jesus loves them. We share our money so others will hear about Jesus.** Use a basket, a church-shaped bank, or some other container for the offering. Invite children and parents to give their offerings to Jesus. Sing "God Loves a Cheerful Giver" (*Little Voices Praise Him*, No. 29).

God loves a cheerful giver,
God loves a cheerful giver,
Cheerful, cheerful, cheerful giver,
God loves a cheerful giver.

—Janet Sage

© 1978 by Janet Sage. Assigned to the North American Division of Seventh-day Adventists®. All rights reserved. Used by permission.

Say: **Thank you, boys and girls, for bringing your offering. Let's ask Jesus to bless the money.** Pray a simple offering prayer.

E. Birthdays

Say: **It's a special day for _____.**

It's his/her birthday! Lead the child to the birthday chair. Sing "Happy Birthday!" (*Little Voices Praise Him*, No. 38).

You Need:

- ☐ artificial birthday cake
- ☐ candles
- ☐ matches
- ☐ small gifts (optional)

Just two* years old today,
Just two* years old today;
Happy birthday, happy birthday!
Jack's* two* years old today.

—C. Harold Lowden

*Insert child's name and age.
Copyright Heidelberg Press.

Light the birthday candles and then lead in singing "Happy Birthday to You."

Happy birthday to you,
Happy birthday to you,
Jesus loves you, dear [child's name],
Happy birthday to you.
—Traditional. Adapted.

Encourage the child to blow out the candle(s). Say: **Let's thank Jesus for your birthday.** Have a short prayer for the birthday child and their parents. If possible, give the child a small gift from Sabbath School.

4

EXPERIENCING THE STORY

A. Memory Verse**You Need:**

- ☐ felt or cardboard Bibles

Say: **It's time to look in our Bibles.**

Distribute small individual felt, cardboard, etc., Bibles to the children. Sing "Jesus Talks to Me" (*Little Voices Praise Him*, No. 51).

Bible, Bible, Jesus talks to me.

Bible Book, let me look, Jesus talks to me.

Bible, Bible, Jesus talks to me.

Bible Book, let me look, Jesus talks to me.

—Susan Davis

Copyright © 1980 by Review and Herald® Publishing Association.

Say: **The Bible teaches us about Jesus' care for people. Jesus cared if they were sad, sick, or scared. Jesus loved them. Our memory verse today tells us one way we can care for others. It says, "I pray . . . that your health is good." Praying is one way we can care for others. Say the memory verse with me while we do the actions.**

I pray . . .

that your health

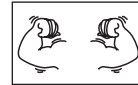
is good.

3 John 2

Place palms together.



Make fists, put arms in air with elbows bent and flex muscles.



Jump.



Place palms together, then open as if reading a book.

**B. Jesus in the Boat**

Put a large piece of fabric or some masking tape on the floor to make an outline of a boat. Have a picture of Jesus (or someone dressed in a white sheet and red sash) in the boat. Ask the children to sit in the "boat" with you. Say: **One day Jesus and His friends went across a lake in a boat. Let's pretend we're Jesus' disciples in the boat with Him.** Sing "See the Boat" (*Little Voices Praise Him*, No. 172).

Rock, rock, rock, rock,
See the boat on the water;
Rock, rock, rock, rock,
See the boat on the water.

—Janet Sage

You Need:

- ☐ large piece of fabric or masking tape
- ☐ picture of Jesus or white sheet and red sash

© 1990 by Janet Sage. Assigned to the North American Division of Seventh-day Adventists®. All rights reserved. Used by permission.

C. Jairus Looks for Jesus

Say: **On the other side of the lake, many people wanted to see Jesus.** Have everyone get out of the boat and sit on the floor or go back to their chairs. "Jesus" stands nearby (or someone holds the picture of Jesus). **A man named Jairus lived there. Jairus wanted to see Jesus too, so he went to find Jesus. Can you find Jesus? Where's Jesus? Jairus saw Jesus. Jairus knelt down in front of Jesus. Can you kneel down as Jairus did? Jairus wanted Jesus to help him. Do you ask Mommy and Daddy to help you? What does Mommy or Daddy help you with?** (Getting dressed, going to the bathroom, eating, etc.) **Jesus gave us mommies and daddies. Let's sing and clap together.** Sing "Jesus Gave Me a Mommy" (*Little Voices Praise Him*, No. 251). Sing a second time and use the word *daddy*.

Jesus gave me a mommy,*
She* says, "I love you."
Jesus gave me a mommy,*
She* says, "I love you."

—Joy Hicklin Stewart

* daddy/he, grandma/she, grandpa/he, etc.
Copyright © 1980 by Review and Herald® Publishing Association.

D. A Sick Little Girl

Say: **Jairus was a daddy. His little girl was very sick. What do you do when you're sick? Can you show me? Do you lie down and hold your tummy? Do you sit on Mommy's or Daddy's lap? Can you show me how you sit on Mommy's or Daddy's lap?**

Sometimes Mommy gives you medicine. Sometimes Daddy takes you to the doctor. What does the doctor do? Does the doctor look in your mouth? Show me your mouth. Can you open your mouth wide? Does the doctor look in your ears? Show me your ears.

The doctors couldn't help Jairus' little girl get better. But Jairus knew that Jesus could help his little girl. That's because Jesus cared for the little children then just as He cares for you today.

Sing and do motions to this adapted version of "Jesus Cares for You" (*Little Voices Praise Him*, No. 92).

Jesus *Point upward.*

cares for me, *Point to self.*

Jesus *Point upward.*

cares for me. *Point to self.*

He *Point upward.*

cares for me. *Point to self.*

—Beginner Writers Group/Arr.
by Kenneth D. Logan. Adapted.

Copyright © 2000 by General Conference Corporation of Seventh-day Adventists®. Arrangement copyright © 2001 by Review and Herald® Publishing Association.

Say: **The Bible teaches us about Jesus' care for people. Jesus cared if they were sad, sick, or scared. Jesus loved them.**

Our memory verse today tells us one way we can care for others. It says, "I pray . . . that your health is good." Praying is one way we can care for others. Say the memory verse with me while we do the actions.

I pray . . .	<i>Place palms together.</i>
that your health	<i>Make fists, put arms in air with elbows bent and flex muscles.</i>
is good.	<i>Jump.</i>
3 John 2	<i>Place palms together, then open as if reading a book.</i>

E. Jesus Comes to Help

Say: **Jairus asked Jesus to come to his house. Jairus wanted Jesus to help his little girl. What do you say when you want something? Please! Jairus got down on his knees and said, "Please come to my house, Jesus! Please help my little girl!"**

Jesus cared for Jairus and his daughter. So Jesus told Jairus He would go with him.

Many, many people were all around. The people wanted to see Jesus. Jesus and Jairus squished through the crowd. Can you pretend to squish through the crowd like Jesus and Jairus? There were so many people. They moved very, very slowly. Can you move slowly?

Have four to six parents stand in two lines facing each other holding cushions, or place a sheet on the floor with parents holding the sides for the kids to "squish through" the crowd.

Can you stomp your feet very slowly? Can you stomp your feet fast? Jesus and Jairus moved slowly. Sing the adapted words to "Walking to Church" (*Little Voices Praise Him*, No. 190).

Walk, walk, walk, walk, walk, walk,
walk;

Jesus walked to Jairus' house.

Walk, walk, walk, walk, walk, walk,
walk;

Jesus walked to Jairus' house.

Walk, walk, walk, walk, walk, walk,
walk;

To the girl who needed help.

—Marilyn Scholes. Adapted.

You Need:

☐ cushions or sheet

F. Jesus Heals

You Need:

☐ towels

Say: **On the way to Jairus' house, Jesus stopped to help a woman. While Jesus was talking to her, Jairus' servant came to find Jairus. He told him that his little girl had died. Jairus' servant told him not to bother Jesus anymore. Jairus was very sad, but Jesus told Jairus not to be sad. Jesus could make things better.**

So Jesus and Jairus went to Jairus' house. Lots of people were there. Jesus and Jairus went into the house. Jairus' little girl was lying in her bed. Can you lie down like the little girl? You may want to place towels on the floor as "beds."

Jesus held her hand and said, "Little girl, get up!" And she did! Can the mommies and daddies take your hand and say, "Little girl, little boy, get up"? Can you jump up like Jairus' little girl? Jesus told her parents to give her some food. Jairus and his wife were very happy. Everyone was very happy! Jairus thanked Jesus!

Sing words as follows to "I Am So Happy" (*Little Voices Praise Him*, No. 199).

Oh, I am so happy,
As happy as can be,
For I have my little girl
that Jesus healed for me.

—Emelie Cope Albertson. Adapted.

Lyric copyright © 1955 Dorothy Dart. Used by permission.

Say: **The Bible teaches us about Jesus' care for people. Jesus cared if they were sad, sick, or scared. Jesus loved them. Our memory verse today tells us one way we can care for others. It says, "I pray . . . that your health is good." Praying is one way we can care for others. Say the**

memory verse with me while we do the actions.

I pray . . .

Place palms together.

that your health

Make fists, put arms in air with elbows bent and flex muscles.

is good.

Jump.

3 John 2

Place palms together, then open as if reading a book.

G. The Celebration

You Need:

☐ bubbles and bubble blower or crepe paper or fabric strips or musical instruments

Say: **The little girl was alive and well! She was happy, too! Her mommy and daddy were happy. Everyone was so happy. They must have had a party to celebrate. Let's celebrate too.** Blow bubbles, give children strips of crepe paper or fabric

to wave, or pass out musical instruments for them to "play." Sing the adapted words to "I Love Jesus" (*Little Voices Praise Him*, No. 205).

I am happy! O I am happy!
O I am happy, Jesus made me well.
I am happy! O I am happy!
O I am happy, Jesus made me well.
—Janet Sage. Adapted.

© 1977 by Janet Sage. Assigned to the North American Division of Seventh-day Adventists®. All rights reserved. Used by permission.

Say: **The Bible teaches us about Jesus' care for people. Jesus cared if they were sad, sick, or scared. Jesus loved them. Our memory verse today tells us one way we can care**

for others. It says, "I pray . . . that your health is good." Praying is one way we can care for others. Say the memory verse with me while we do the actions.

I pray . . . *Place palms together.*

that your health *Make fists, put arms in air with elbows bent and flex muscles.*

is good. *Jump.*

3 John 2 *Place palms together, then open as if reading a book.*

H. Caring for the Sad

You Need:

- ☐ baby dolls (optional)

Say: **Jesus cared for others. We can care for others too. Jairus was very sad because his little girl was sick. How**

do you look when you're sad? Can you show me a sad face?

When people are sad we can sometimes help them feel better. Music sometimes helps. Do you like singing? We can sing a happy song for them. We can hold their hand. Can you hold hands with your mommy or daddy? We can hug them. Can you give Mommy or Daddy a hug?

Jesus cared for others. We can care for others too. Let's sing a song about caring for others. Sing "Things That I Can Do" (*Little Voices Praise Him*, No. 299).

There are many things that I can do;
Doo-dle, doo-dle, doot, doot, doo.
I can sing a song with notes so true*:
Doo-dle, doo-dle, doot, doot, doo.

—Derrell Billingsley

*Second verse: "I can hug my friend and hold their hand." (Motions: Hug someone and hold their hand.)

© Copyright 1986 Van Ness Press, Inc. All rights reserved. Used by permission.

Say: **Let's pretend your baby doll is sad and crying.** Hand out baby dolls or put arms together as if cradling a baby. **Can you rock your baby and sing to it? Jesus cared for others. We can care for others too.** Sing "Don't Cry, Little Baby" (*Little Voices Praise Him*, No. 246).

Don't cry, little baby, don't cry,
don't cry;

Jesus loves you, Jesus loves you;
Don't cry, little baby, don't cry,
don't cry;

Jesus loves you, Jesus loves you.

—Janet Sage

© 1977 by Janet Sage. Assigned to the North American Division of Seventh-day Adventists®. All rights reserved. Used by permission.


Say: **The Bible teaches us about Jesus' care for people. Jesus cared if they were sad, sick, or scared. Jesus loved them. Our memory verse today tells us one way we can care for others. It says, "I pray . . . that your health is good." Praying is one way we can care for others. Say the memory verse with me while we do the actions.**

I pray . . . *Place palms together.*

that your health *Make fists, put arms in air with elbows bent and flex muscles.*

is good. *Jump.*

3 John 2 *Place palms together, then open as if reading a book.*



I. Caring for the Sick

You Need:

- ❑ artificial flowers in pots
- ❑ adhesive bandages or felt bandages and felt child

Say: **We can care for others as Jesus did by going to visit those who are sick. We can take flowers to cheer them up so they will know we care about them. We can pray for them and ask Jesus to help them feel better. Let's pick some flowers and take a walk to give them to our sick friend.**

Allow children to "pick" a few flowers and then follow you around the room back to their seats. They can give the flowers to their mommy or daddy. Sing the fourth verse of "Happy Sabbath" (*Little Voices Praise Him*, No. 235).

Then we go see a sick friend,
a sick friend, a sick friend,
Then we go see a sick friend,
I love every Sabbath.

—Margaret Kennedy

Say: **Now that we've brought flowers to our friend, we can also pray with them. Let's kneel down and say a prayer for our sick friend.** Kneel down and say a short prayer similar to: **Dear Jesus, please take care of my sick friend. Help them to feel better. We know You care. Amen.**

When we are hurt or have cuts and bruises, adhesive bandages help us feel better. We can care for others by caring for their hurts. When we help others it's as if we are helping Jesus. Can you pretend your mommy or daddy is hurt and needs a bandage? You can care for them by putting it on them.

Distribute small adhesive bandages. An option would be to have a large felt child on a felt board and give the children felt "bandages" to put on the felt child. Sing "I Will Use My Hands for Him" (*Little Voices Praise Him*, No. 303).

Because Jesus loves me, I will use my hands for Him.

Because Jesus loves me, I will use my hands for Him.

—Enid G. Thorson

© 1988 by Enid G. Thorson.

Do the following "Owies" finger play together. Point to each body part as it is named. Repeat it several times.

I have two owies! Look and see!
There's one on my (finger, arm, etc.).
And there's one on my knee.
But my friend (name) helped me today.
(She/he) put Band-Aids on my owies,
and the hurt went away!

From *Finger Play Activities*, edited by Mary Gross, Gospel Light, 1995, p. 102. Used by permission.

Say: **The Bible teaches us about Jesus' care for people. Jesus cared if they were sad, sick, or scared. Jesus loved them. Our memory verse today tells us one way we can care for others. It says, "I pray . . . that your health is good." Praying is one way we can care for others. Say the memory verse with me while we do the actions.**

I pray . . . Place palms together.

that your health Make fists, put arms in air with elbows bent and flex muscles.

is good. Jump.

3 John 2 Place palms together, then open as if reading a book.

J. Caring by Sharing**You Need:**

- ☐ two sharing items for each child

Say: **When we feel sick or sad, it's nice to snuggle with a little blanket or your favorite animal. When Mommy or Daddy feels bad, you can help them feel better too.** Give two sharing items to each child. **You can let them hold your teddy bears** (or dollies, stuffed animals, blankets, toy cars, etc.).

Can you share with Mommy or Daddy now? Show me how you can help them feel better. Sing "Sharing

Song" (*Little Voices Praise Him*, No. 279).

Possible alternate verses: Bibles, toy cars, etc.

I have two dollies and I am glad,
You have no dolly and that's too bad.
I'll share my dollies, for I love you,
And that's what Jesus wants me to do.

—Myrtle R. Creasman

© Copyright 1943. Renewed 1971 Broadman Press.
All rights reserved. Used by permission.

Say: **When Jesus was here He cared for others. We can help Jesus by caring for others too.**

5

MAKE AND TAKE (Optional)

Week 1

*Stained-Glass Heart***You Need:**

- ☐ clear contact paper
- ☐ permanent marker
- ☐ small colored tissue paper pieces
- ☐ papers with memory verse (see p. 70)
- ☐ pen
- ☐ scissors
- ☐ string (12 inches or 30-centimeter piece for each child)
- ☐ hole punch

Beforehand, prepare for each child a piece of contact paper with a large heart drawn on it with a permanent marker.

Have the parents peel the backing off the contact paper, and, with sticky side up, lay it flat on the table. Place the strip of paper with the memory verse on the heart. Then allow the children to place the pieces of colored tissue paper on the sticky heart to make a "stained-glass" window hanging.

When the children finish, ask parents to place another piece of clear contact paper on top of the first and cut out the heart shape. Punch a hole at the top and tie the string to hang the heart in a window. (See sample on page 70.)

Week 2

*Little Girl's Bed***You Need:**

- ☐ copies of Jairus' daughter (see p. 71)
- ☐ scissors
- ☐ crayons
- ☐ letter-size envelopes
- ☐ stickers

Beforehand, copy Jairus' daughter (see p. 71) for each child. Let the children color Jairus' daughter and then have the parents cut her out. The children can put stickers on the opening side of the envelope. Parents can write "Jesus Cares for Children" on the bottom of the envelope. Jairus' daughter can lay in her "bed" (the envelope) and get out of bed when Jesus makes her well.

Week 3

*Big Bandage***You Need:**

- ☐ copies of bandage outline (see p. 70)
- ☐ heavy colored paper
- ☐ gauze or cheese cloth or white fabric
- ☐ scissors
- ☐ glue sticks

Beforehand, copy the bandage outline (see p. 70) onto sheets of heavy colored paper. Also cut the gauze or cheese cloth or white fabric into $3\frac{1}{4}$ inch x $3\frac{1}{4}$ inch (8 cm x 8 cm) pieces to look like a bandage and to fit in the bandage outline. Allow the children to glue the gauze or cheese cloth or white fabric onto the outline on the colored paper.

Week 4

*Holding Hands***You Need:**

- ☐ construction paper
- ☐ pencils
- ☐ scissors
- ☐ glue sticks
- ☐ stickers (optional)

Ask the parents to trace their adult hands on a piece of construction paper; then trace their child's hands on another piece. Cut out the child's hands and glue them beside the adult's hands. Write "Let's hold hands." on the bottom of the sheet. Decorate if time permits.

Week 5 (or optional activity)**Get-Well Card****You Need:**

- ☐ copies of heart-shaped card (see p. 72)
- ☐ heavy paper
- ☐ scissors
- ☐ crayons (optional)
- ☐ stickers (optional)

Beforehand, copy the heart-shaped card (see p. 72) onto heavy paper. Parents can cut out the heart shape. Allow the children to decorate it with crayons and stickers, if possible. Have the children give or mail their card to a sick person during the week.

Bible Activities (Optional)

If there is still time, families may choose from a variety of activities that reinforce this month's Bible story. Those activities listed as Arrival Activities may be used again. In addition, you may want to provide a snack at one table.

Snack Center (Optional)**You Need:**

- ☐ crackers or sliced fruit
- ☐ napkins

After raising Jairus' daughter to life, Jesus instructed her family to give her something to eat. A snack of crackers or sliced fruit would be appropriate

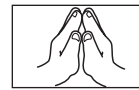
for use with this story.

Closing

Say: **The Bible teaches us about Jesus' care for people. Jesus cared if they were sad, sick, or scared. Jesus loved them. Our memory verse today tells us one way we can care for others. It says, "I pray . . . that your health is good." Praying is one way we can care for others. Say the memory verse with me while we do the actions.**

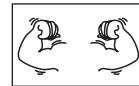
I pray . . .

Place palms together.



that your health

Make fists, put arms in air with elbows bent and flex muscles.



is good.

Jump.



3 John 2

Place palms together, then open as if reading a book.



Say: **Jesus cared for people who were sick or hurting or sad. Jesus made them feel better. We help Jesus when we help care for people.** Say a short prayer similar to the following: **Dear Jesus, thank You for showing us how to care for others. Please help us always to be kind to those who are sick or sad. We love You. Amen.**

As the children prepare to leave the room, sing "Good-bye Prayer" (*Little Voices Praise Him*, No. 44).

It is time to say good-bye now,
But first a prayer we pray,
"Dear Jesus, keep and bring us back
Again next Sabbath day."

—Kathleen Maguire

STUDENT LESSON

References

Mark 5:21-43;
Luke 8:40-56;
The Desire of Ages,
pp. 342-348.

Memory Verse

"I pray . . . that
your health is
good" (3 John 2,
ICB).

The Message

We can care
for others.

Jesus Heals a Little Girl

Have you ever been really sick? Jesus cares when you are sick. The Bible tells about a time Jesus made a sick girl well.

See Mrs. Jairus. (*Point to woman.*) Boohoo! (*Pretend to cry.*) See Mrs. Jairus. (*Point to woman.*) She is sad. See Mr. Jairus. (*Point to Jairus.*) He is sad too. They are worried. Their daughter is very sick.

"Who can help her?" asks Mrs. Jairus. "We must get help or she will die."

"Jesus can help," says Mr. Jairus. "I will ask Jesus to help her."

See Jesus. (*Point to Jesus.*) Everyone wants to be with Jesus. Jesus smiles at the people. He smiles at the children. (*Point to the children.*) Jesus sees Mr. Jairus coming through the crowd. (*Point to Jairus.*) Jesus smiles at him, too.

"Jesus, please come to my house," Mr. Jairus begs. (*Point to Jairus.*) "Please come and heal my little girl. She is very sick."

Shh! The people stop talking. Shh! The people listen. (*Cup hand to ear.*) Will Jesus go?

A sick woman needs Jesus. (*Point to the woman trying to touch Jesus' clothing.*)

The sick woman touches His coat.

Jesus stops to find out who touched Him. The woman comes and tells Him that she did. Jesus tells her that she has been healed and that she should go in peace.

Poor Jairus! He just waits. And waits. And waits.

"Mr. Jairus, sir, come home," his servant says. (*Point to the servant.*) "Do

not bother Jesus anymore," the man whispers. (*Whisper.*) "Your little girl is dead."

(*Loudly, urgently.*) "Wait!" says Jesus. "Just believe, and she will be all right. I am coming with you. Don't cry. Only believe."

"Don't cry," Jesus says to Mr. Jairus. "Only believe."

Jesus reaches Jairus' house. "Don't cry, Mother! I will help. I will help your daughter."

Shh! (*Whisper.*) What will Jesus do?



(*Speak loudly; take child's hand.*) "Little child, get up," Jesus says. (*Pull your child to sitting position. Hug him or her.*)

Mrs. Jairus smiles. Mr. Jairus smiles too. "Thank You, Jesus!" they say.

Jesus smiles and says, "Give her something to eat."

Jesus cares if we're happy or sad, sick or well. We can help Jesus care for others by being kind and loving.

Do & Say

1. Make extra food for supper and, with your child, share some with a sick neighbor.

2. Write the memory verse on a card and decorate it. Help your child give it to someone who is ill.

3. Have your child blow bubbles for someone who is sad. Have your child give that person a hug.

4. Line up cushions close together and you and your child squeeze through. Talk about Jesus and Jairus squeezing through the crowd on their way to Jairus' house.

5. At bathtime, as hands, feet, mouth, and ears are washed, talk about ways children can use those body parts to help others.

6. Draw a happy face on a piece of cardboard and have your child help you decorate it. Attach a string for hanging. Write "Jesus loves you." on it and send it to a children's hospital or nursing home.

7. In the morning or after naptime, say, "Little girl/boy, get up!" Have them jump up, then tell them the story of Jesus and Jairus' daughter.

Study these suggestions for something to do each day with your child. Select those that are appropriate for your child's developmental stage and repeat them often.

8. Play "hospital" with your child. Take turns being the sick person and the doctor or nurse.

9. Talk about things that help you feel better when you get hurt. How can you help others feel better? Sing "Don't Cry, Little Baby" (*Little Voices Praise Him*, No. 246) when someone is sad or hurt.

10. As you make the bed, sing together, "I'm a little helper."

11. Use your "Little Girl's Bed" craft from Sabbath School to tell the story of Jairus and Jesus.

12. Make cookies with a heart-shaped cookie cutter.

Write out the memory verse and attach it. With your child, give them to friends and family.

13. Let your child share a favorite blanket or toy stuffed animal with someone who is sad or hurt.

14. Record your child singing Sabbath School songs and send the recording to a shut-in or faraway grandparents who may be missing their family.

15. Decorate cups or cans of food with paper and fabric to be Jesus, Jairus, a few disciples, and Jairus's daughter. Tell the story of Jesus and Jairus.